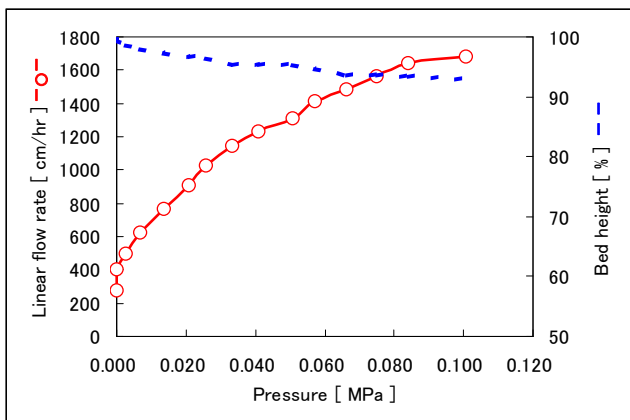


# Cellufine PB

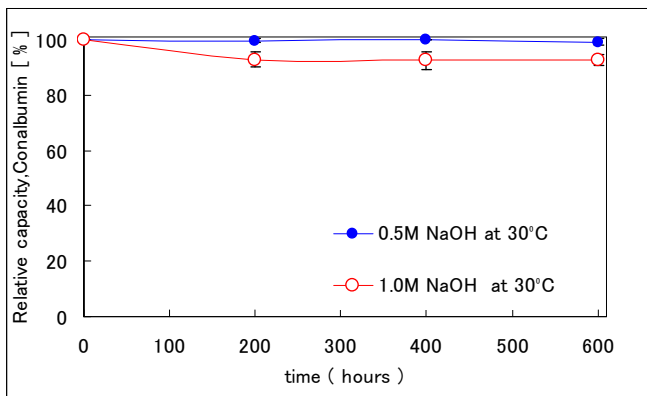


**Fig1. Pressure-flow rate curve for Cellufine PB.**

Column: I.D. 9 cm, bed height: 38 cm  
 Mobile phase: water  
 Media particle size: 125-210 μm.

## Cellufine PB can be used at high flow rates.

The flow/pressure curve for a Cellufine PB column confirms operating flow rates above 1600 cm/h can be obtained. The compressibility of Cellufine PB is approximately 7%.



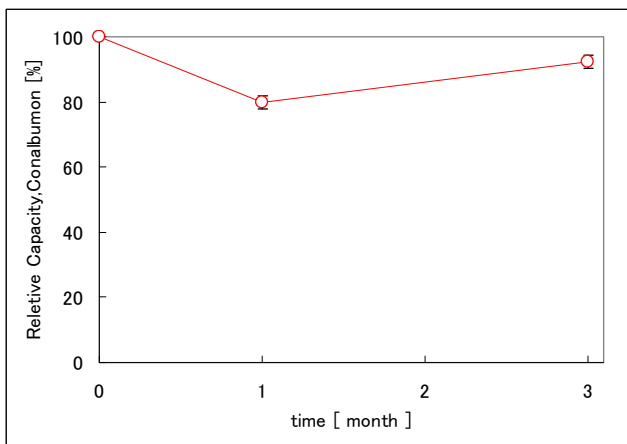
**Fig2. Stability of Cellufine PB under alkaline conditions at 30 °C.**

Adsorption capacity of virgin media = 100 %

## Cellufine PB is alkali stable

When stored in 0.5M NaOH for 600 hours at 30 °C, the adsorption capacity of Conalbumin remained stable.

When stored 1.0M NaOH for 600 hours at 30 °C, adsorption of Conalbumin only decreased slightly.

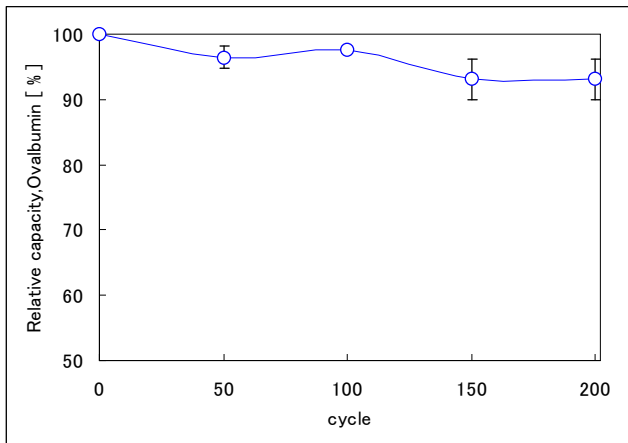


**Fig3. Stability of Cellufine PB under acidic conditions (0.2M HCl) at 40 °C.**

Data: an average of 3 lots.

## Cellufine PB is acid stable.

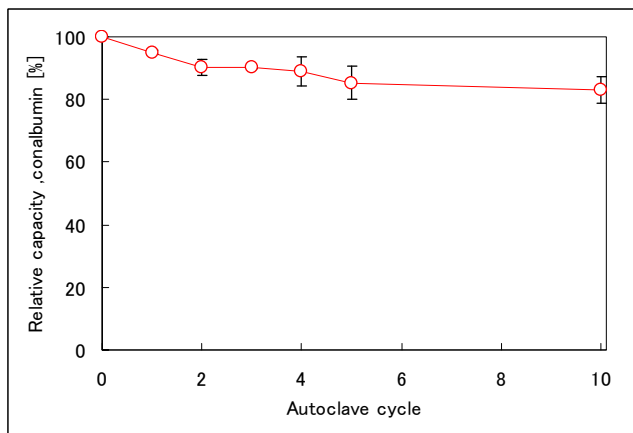
When stored in 0.2M HCl for 3 months at 40 °C, the adsorption capacity of Conalbumin remained stable.



Cellufine PB performance remains constant over at least 200 operating cycles.

**Fig 4. Stability of Cellufine PB at CIP.**

Flow rate: 1.5 CV/h at 25 °C  
 Equilibrium buffer: 0.01M sodium phosphate, pH 7.0 + 0.15 M NaCl  
 Regeneration solution: 0.5 M NaOH  
 CIP: 1) equilibrium buffer 3 CV  
 2) regeneration solution 3 CV



Cellufine PB can be Autoclaved repeatedly.  
 Autoclaving is recommended in pure water .

**Fig 5. Change of adsorption capacity in Cellufine PB during autoclaving cycle.**

Conditions: pure water ,20 minutes at 121°C  
 Data: an average of 3 lots

Cellufine PB conforms to USP28, Plastic Class V.

**JNC CORPORATION**

2-1, Otemachi 2-chome, Chiyoda-ku  
 Tokyo 100-8105 Japan  
 cellufine@jnc-corp.co.jp